

STAHL[®]

Service Bodies



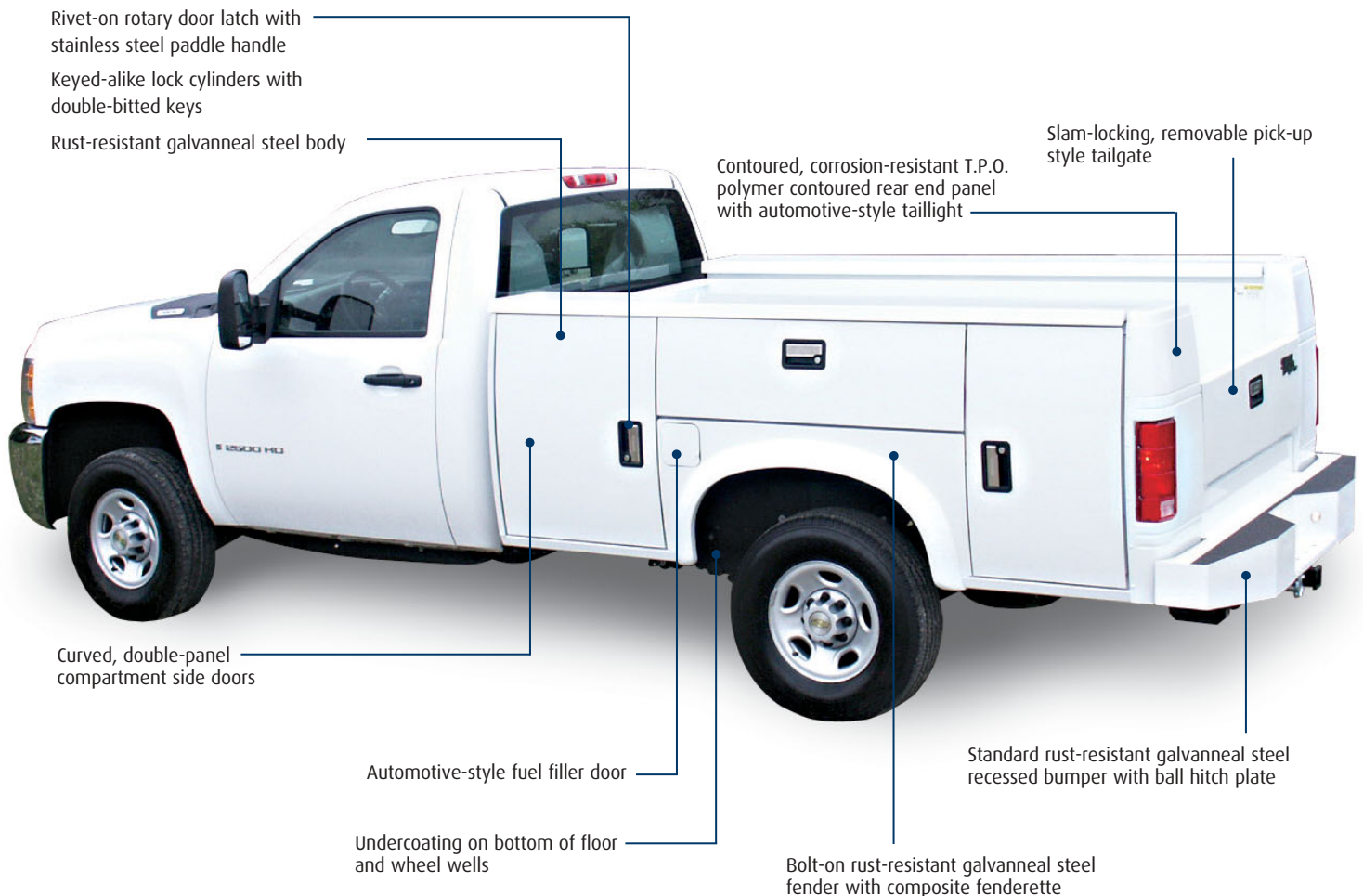
Grand Challenger[®]

STAHL®

The Grand Challenger Service Body combines sleek, automotive styling with a durable, user-friendly design. The Grand Challenger is constructed of rust-resistant galvanized steel and is designed to complement today's high-styled truck cabs. The Grand Challenger features contoured body sides, concealed door hinges, chassis-style taillights, and automotive-style fuel fill doors. All door locks are keyed-alike for convenient access to storage compartments, and your assets are protected

from the elements with weather-tight automotive door seals.

The Grand Challenger compartmentation is customizable to fit your work needs. Adjustable material trays with adjustable dividers allow you to organize your tools so you can work more efficiently. The Grand Challenger is a deluxe service body that projects a professional image while achieving all of your storing and hauling needs.



Every STAHL body is cleaned with a high-temperature, high-pressure chemical solution, and protected with a high grade automotive primer. This intensive surface treatment, in addition to the galvanized-coated steel, provides a durable rust barrier that is backed by STAHL's five-year limited warranty.

5-year
warranty

Standard Features



Contoured Doors and T.P.O. Polymer Rear End Panels.

The Grand Challenger compartment doors are curved to match today's high-styled truck cabs. The doors are a flush, double-panel design to eliminate metal-to-metal contact when closed, and the door hinges are concealed for a clean appearance and added security.

The contoured, corrosion-resistant thermoplastic olefin (T.P.O.) rear end panels house automotive-style taillights that include the stop, tail, turn, and backup lights.



LARGER DOOR OPENINGS—EASIER ACCESS TO EQUIPMENT

Now larger tools and toolboxes can be stored in the side compartment.

Rear vertical door now opens a full 90° to the rear so you can easily access the rear compartment when using the horizontal door as a work table.



SHUTTLE CUT-OUT

The shuttle cut-out provides extended storage from the horizontal compartment into the rear vertical compartment (not available on GLT models).



Bulkhead and Tailgate

The drop style bulkhead provides a clear rear view while providing protection to the cab from loose cargo. Vinyl coated aircraft cables hold the tailgate open 90° for an additional workspace.

Double panel, removable tailgate with anti-rattle hardware and two-point rotary slam action latch.



ROTARY-TYPE DOOR LATCH

Interior bolt-on construction with stainless steel paddle handle and black powder coated galvanized steel pan. Latches are removable for ease of repair or replacement and are supplied with a lock cylinder and double bit key.



AUTOMOTIVE FUEL DOOR AND BOLT ON STEEL FENDER

The fuel fill door is automotive-style. The corrosion-resistant galvanized steel fender panels include a high-styled, replaceable composite fenderette, which complements the chassis fenders.

Made in USA

STAHL®

Standard Features



Clip On Door Seals (factory installed)

Clip on door seals provide a weather tight, continuous seal and allow easy removal for painting, replacement and quicker installation.



Shelving

Heavy-duty trays and shelves are made of 16 GA high-spangled galvanized steel and have a 250 lb. capacity. Can be customized to fit your work needs.



Spring Loaded Vertical Door Holders

Spring loaded vertical door holders hold vertical doors in a 90° open position while providing smooth and reliable operation.



Bumper

The rust-resistant galvanized steel bumper bolts easily to the chassis frame. The bumper features a recess with a ball hitch plate, pre-punched safety chain holes, license plate holder with lights, and non-skid safety tape on the step surface. The bumper is rated for a 5,000 lb. towing capacity and a 500 lb. tongue weight capacity.



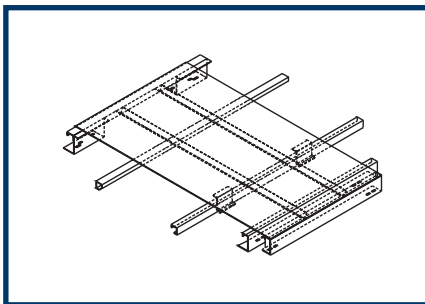
Treadplate Floor

Heavy-duty 12 GA tread plate floor with rugged 7 GA cross members for added support. Will accommodate a 4' x 8' piece of material.



Horizontal Door Cables

Plastic coated aircraft cables hold horizontal doors in open position that provides a convenient work station.



Understructure

The universal-mount understructure, made of formed channel crossmembers and longitudinals creates a heavy-duty support for the service body sides and floor.

STAHL®

Standard Options



Pull-Out Drawers

Provide convenient storage and are available in a variety of heights and weight capacities.



Treadbrite Overlay

Treadplate and treadbrite overlays are available for the compartment tops (shown), front end panels (stoneguard shown), inside centers, bulkhead and tailgate.

- Bar Lock
- Bumper with Factory Installed Receiver Hitch
- Crane Reinforcement
- Compartment Lights
- Drawer Packages
- Hooks
- Ladder Rack
- Light Kit
- Louver
- Low Sliding Roof
- Off-Road Mounting Kit
- Paint and Installation
- Pull-Out Trays
- Rope Rails
- Shelves
- Thru Shelf
- Tie-Down Ring
- Tire Carrier
- Transverse Compartment
- Tray
- Treadplate Overlay



Optional Top Pack Compartment

More storage area! Ideal organized storage for smaller parts and tools. Features 15 dividers, a weather-tight seal, and gas shocks to hold the lid in the open position. Secure latch is accessed through the horizontal opening. This option is only available on GL models and must be specified when ordering.



Low Sliding Roof (closed)

Protect Larger Tools! Covers cargo area for additional secured storage for larger equipment. The rear section slides under the fixed front section on ball bearing rollers. Positive stops hold the roof section secure in both open and closed positions. Features



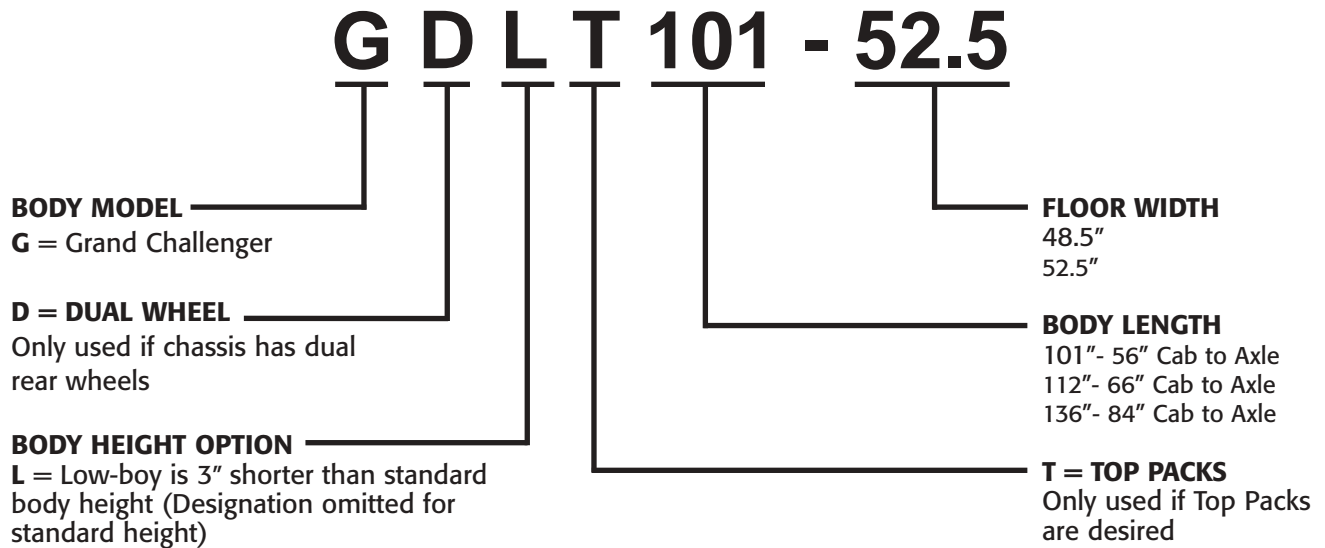
Low Sliding Roof (open)

2 point rotary type door latch with an automotive style handle. **Ladder Racks** Overhead (shown) and compartment side mounted ladder racks have a 300 lb capacity and provide quick, easy access to ladders.

Made in USA

Standard Model Specifications

Specify your Grand Challenger configuration with this handy guide



COMPARTMENTATION

- Front Vertical has one adjustable material tray with adjustable dividers and one adjustable shelf each side.
- Horizontal has one adjustable material tray with adjustable dividers curbside only.
- Rear Vertical has adjustable material tray with adjustable dividers each side and shuttle cutout from horizontal to rear vertical.

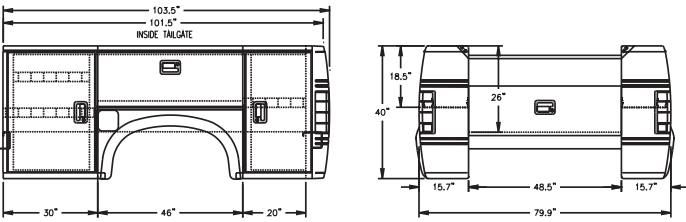
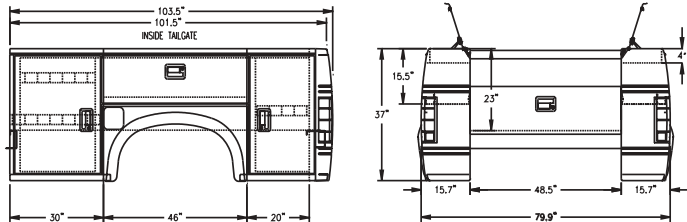
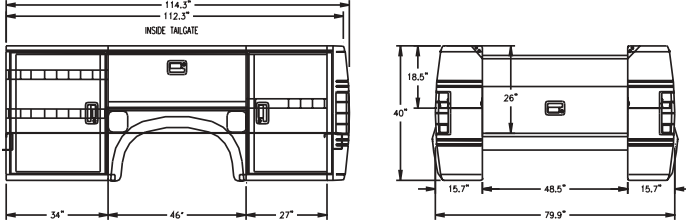
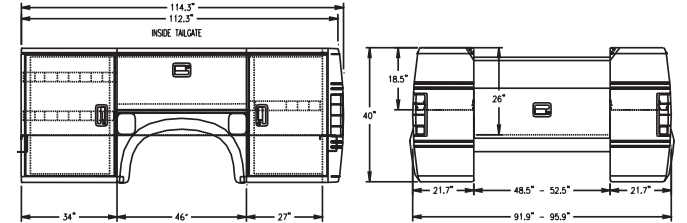
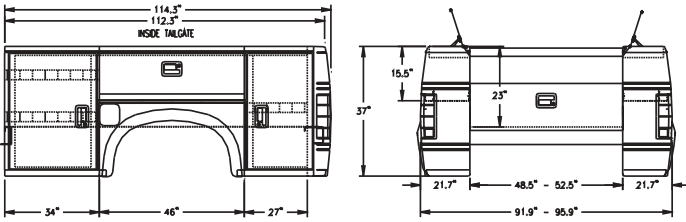
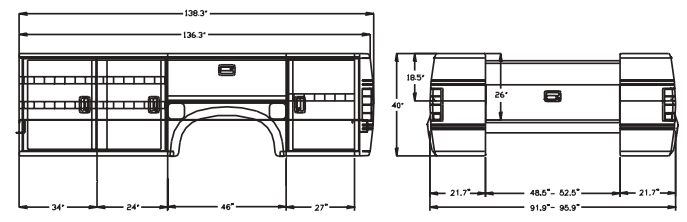
CLEAR DOOR OPENINGS

	For G101	For GT101	For GLT101
Front	23.5" w x 33" h	27.5" w x 33" h	27.5" w x 33" h
2nd Front	-	-	18.5" w x 33" h
Horizontal	44" w x 12.5" h	44" w x 12.5" h	44" w x 12.5" h
Rear	16.5" w x 33" h	23.5" w x 33" h	23.5" w x 33" h

STANDARD MODEL SPECIFICATIONS

- 12 gauge tread plate floor
- 12 gauge galvanized steel bumper
- 14 gauge galvanized steel compartment tops and load space inside centers
- 16 gauge steel bulkhead, compartment bottoms, front and rear end panels, fender panels, and intermediate panels
- 16 gauge galvanized steel double panel slam locking tailgate
- 16 gauge high spangle galvanized steel shelving (250# capacity)
- 20 gauge galvanized steel outer door panel and 14 gauge galvanized steel inner door panel

Standard Model Specifications

<p>G101 – 48.5 fits 56" cab-to-axle single rear wheel chassis.</p> 	<p>GL101 – 48.5 & GLT101 – 48.5 fit 56" cab-to-axle single rear wheel chassis.</p> 
<p>G112S – 48.5 fits 60" cab-to-axle single rear wheel chassis.</p> 	<p>GD112 – 48.5 & GD112 – 52.5 fit 60" cab-to-axle dual rear wheel chassis.</p> 
<p>GDL112 - 48.5, GDLT112 - 48.5, GDL112 - 52.5 & GDLT112 - 52.5 fit 60" cab-to-axle dual rear wheel chassis.</p> 	<p>GD136 – 48.5 & GD136 – 52.5 fit 84" cab-to-axle dual rear wheel chassis.</p> 

STAHL®

A Scott Fetzer Company



Grand Challenger®

- Rivet-on rotary door latch with stainless steel paddle handle
- Keyed-alike lock cylinders with double-bitted keys
- Rust-resistant galvanized steel body
- Automotive-style fuel filler door
- Curved, double-panel compartment side doors
- Bolt-on rust-resistant galvanized steel fender with composite fenderette
- Undercoating on bottom of floor and wheel wells
- Standard rust-resistant galvanized steel recessed bumper with ball hitch plate
- Slam-locking, removable pick-up style tailgate
- Contoured, corrosion-resistant T.P.O. polymer contoured rear end panel with automotive-style taillight

The Full Line of Products from STAHL®



Challenger ST Service Body

Challenger Dump Body

USV



Crane & Heavy-Duty Body & STAHL® Crane

Tool Boxes

SST - STAHL Service Trailer



STAHL®

3201 West Old Lincoln Way

Wooster, OH 44691

(330) 264-7441

Customer Service

Cardington, OH 800-277-8245

Durant, OK 800-972-9980

Merced, CA 800-348-4335

info@stahl.cc

www.stahl.cc

For more information, please log onto www.stahl.cc

Photographs may contain optional equipment. Specifications subject to change without notice.